

# GRP Explosion Proof Visual Signal 5 Joule Series FX15



- > Suitable for offshore / onshore & harsh environments
- > Corrosion resistant light weight GRP enclosure
- > Stainless steel fixings and guard
- > High ingress protection IP66 & IP67
- > Extreme temperature range -55 ... +70 °C
- > Flexible mounting options
- > Light enhancing lens design

www.stahl.de



15567E00



E5

Yodalex range -  
Flashing visual signal, GRP enclosure designed for use in hazardous and harsh environments.

	ATEX IECEx					
Zone	0	1	2	20	21	22
For use in		x	x		x	x

Distributed by:  
Safety Systems Technology, Inc.  
23282 Mill Creek Drive  
Suite 215  
Laguna Hills, CA 92653 USA  
+1-949-583-1857 Phone  
[www.safetysys.com](http://www.safetysys.com)

**WebCode FX15A**

# GRP Explosion Proof Visual Signal 5 Joule Series FX15



## Explosion Protection

### Global (IECEX)

Gas and dust	IIB	IECEX BAS 13.0005X
	IIC	IECEX BAS 13.0003
	IIB, IIC	IEC 60079-0: 2011 / IEC 60079-1: 2007-04 / IEC 60079-31: 2008
	IIB	Ex d IIB T* Gb (Ta = -60 ... +** °C) Ex tb IIIC T***°C Db IP 66 (Ta = -60 ... +** °C)
	IIC	Ex d IIC T* Gb (Ta = -60 ... +** °C) Ex tb IIIC T***°C Db IP 66 (Ta = -60 ... +** °C)
	* temperature class on the table	

### Europe (ATEX)

Gas and dust	IIB	Baseefa13ATEX0007X
	IIC	Baseefa13ATEX0006
	IIB, IIC	EN 60079-0: 2012 / EN 60079-1: 2007 / EN 60079-31: 2009
	IIB	⊕ II 2 G Ex d IIB T* Gb (Ta = -60 ... +** °C) ⊕ II 2 D Ex tb IIIC T***°C Db IP 66 (Ta = -60 ... +** °C)
	IIC	⊕ II 2 G Ex d IIC T* Gb (Ta = -60 ... +** °C) ⊕ II 2 D Ex tb IIIC T***°C Db IP 66 (Ta = -60 ... +** °C)
	* temperature class on the table	

### Product variant table

Power and voltage	Temperature class	Max. surface temperature	Ambient temperature range
5 J 24 V DC	T6	T73 °C	-60 ... +40 °C
	T5	T88 °C	-60 ... +55 °C
	T4	T103 °C	-60 ... +70 °C
5 J 48 V DC	T6	T73 °C	-60 ... +40 °C
	T5	T88 °C	-60 ... +55 °C
	T4	T103 °C	-60 ... +70 °C
5 J 115 V AC	T5	T83 °C	-60 ... +40 °C
	T4	T113 °C	-60 ... +55 °C
5 J 230 V AC	T6	T75 °C	-60 ... +40 °C
	T5	T90 °C	-60 ... +55 °C
	T4	T105 °C	-60 ... +70 °C

## Technical Data

### Electrical data

Rated operational voltage	24 V DC, 48 V DC, 115 V AC and 230 V AC operational parameters + or -10 %	
Rated operational current	24 V DC	300 mA
	48 V DC	185 mA
	115 V AC	140 mA
	230 V AC	75 mA
Start-up current	24 V DC	500 mA
	48 V DC	250 mA
	115 V AC	900 mA
	230 V AC	100 mA

### Luminous Characteristics

Effective candela	49 cd Clear lens
Candela seconds	9.96 cds
Flash energy	5 J
Flash rate	1 per second

### Operating temperature range

24 & 48 V DC	-50 ... +70 °C
115 V AC	-55 ... +55 °C
230 V AC	-55 ... +70 °C

### Mechanical data

Material	
Enclosure	GRP
Lens cover	polycarbonate
Wire guard	stainless steel
Degree of protection	IP66 & IP67 IEC 60529
Cable entries	3 x M20, product supplied with 3 x dust cover
Weight	2.4 kg

# GRP Explosion Proof Visual Signal 5 Joule Series FX15



## Selection table

Version	Group	Rated operational voltage	Lens colour	Order number	Art. no.	Weight kg
ATEX & IECEx standard variants	IIC	24 V DC	red	<b>FX15/C-D-050-R-EN-SF-A</b>	<b>217971</b>	2.230
			amber	<b>FX15/C-D-050-A-EN-SF-A</b>	<b>217979</b>	2.230
			clear	<b>FX15/C-D-050-C-EN-SF-A</b>	<b>217989</b>	2.230
	115 V AC		red	<b>FX15/C-L-050-R-EN-SF-A</b>	<b>217973</b>	2.250
			amber	<b>FX15/C-L-050-A-EN-SF-A</b>	<b>217981</b>	2.250
			clear	<b>FX15/C-L-050-C-EN-SF-A</b>	<b>217983</b>	2.250
	230 V AC		red	<b>FX15/C-N-050-R-EN-SF-A</b>	<b>217974</b>	2.250
			amber	<b>FX15/C-N-050-A-EN-SF-A</b>	<b>217982</b>	2.250
			clear	<b>FX15/C-N-050-C-EN-SF-A</b>	<b>217995</b>	2.250

Note FX15 Beacons are supplied without a bracket. These must be ordered separately (see accessories table).

## Type Code



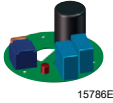
Variant	Option	Code	FX15 / C - . - 050 - . - EN - . . - A - . .
Gas group	IIC	C	
Supply voltage	24 V DC	D	
	48 V DC	F	
	115 V AC	L	
	230 V AC	N	
Light output	5 Joule	050	
Lens colour	Red	R	
	Amber	A	
	Clear	C	
	Blue	B	
	Green	G	
	Yellow	Y	
	Magenta	M	
	Opal	O	
Certification	ATEX & IECEx	EN	
Body colour	Standard black	SF	
	Red	RN	
	Yellow	YE	
	Blue	BL	
Cable entries	3 x M20	A	
Optional extras	Telephone initiate	TI	
	Duty label	D	
	Tag label	TL	
	Local Approval	L	

E5

# GRP Explosion Proof Visual Signal 5 Joule Series FX15



## Accessories and Spare Parts

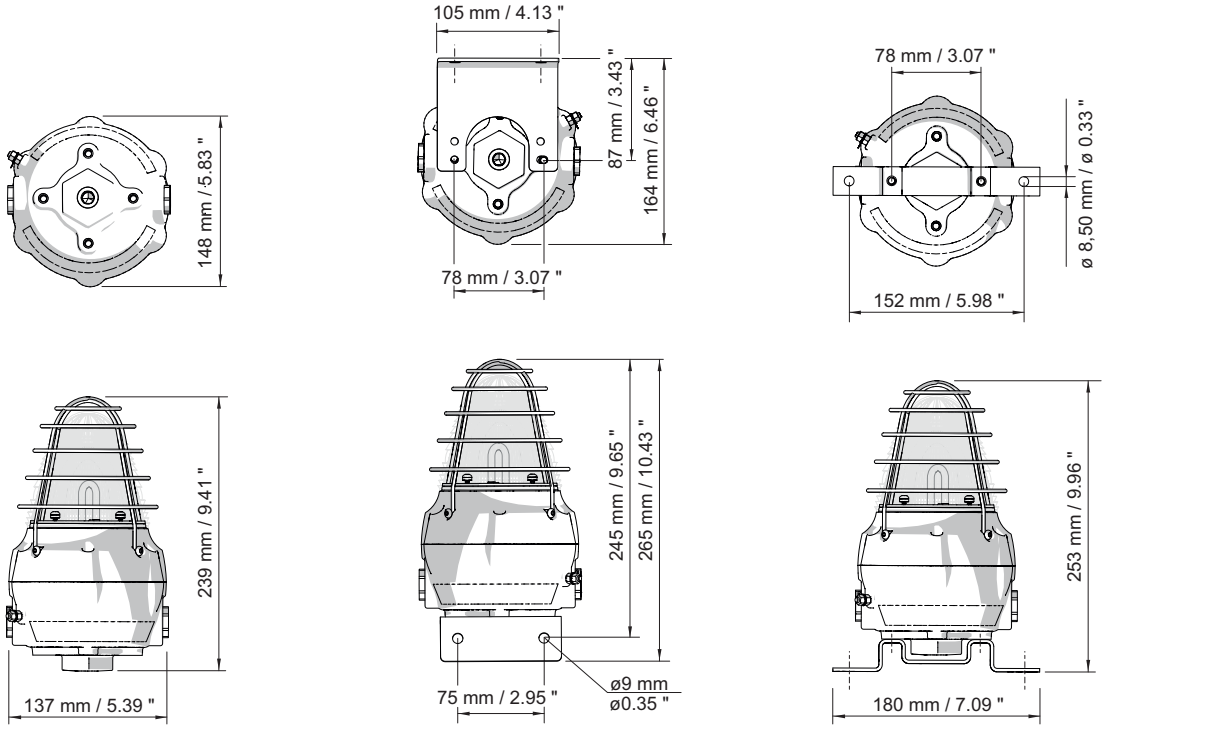
Designation	Figure	Description	Art. no.	WebCode
Mounting brackets	 15795E00	Stainless steel L-bracket - see dimensional drawings	<b>221711</b>	--
	 15794E00	Stainless steel backstrap mounting bracket - see dimensional drawings	<b>221712</b>	--
Cable glands	 14976E00	Compound barrier cable glands Ex d and Ex e for all types of unarmoured cables	Group IIB + H2 and IIC <b>138888</b>	8163J
	 14742E00	Compound barrier cable glands Ex d and Ex e for all types of armoured cables	Group IIB + H2 and IIC <b>138875</b>	8163I
Xenon tube	 15798E00	Xenon tube assembly	<b>223636</b>	--
PCB	 15786E00	PCB assembly 24 V DC 5J	<b>223635</b>	--
		PCB assembly 48 V DC 5J	<b>223634</b>	--
		PCB assembly 110 V AC 5J	<b>223632</b>	--
		PCB assembly 230 V AC 5J	<b>223580</b>	--
PCB termination	 15785E00	PCB assembly termination	<b>223579</b>	--
Flange	 15796E00	Flange assembly standard - specify lens colour acc. to type code	<b>223578</b>	--

Distributed by:  
**Safety Systems Technology, Inc.**  
 23282 Mill Creek Drive  
 Suite 215  
 Laguna Hills, CA 92653 USA  
 +1-949-583-1857 Phone  
[www.safetysys.com](http://www.safetysys.com)

# GRP Explosion Proof Visual Signal 5 Joule Series FX15



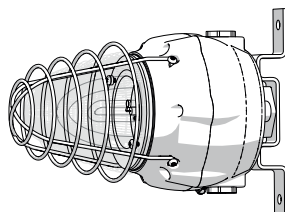
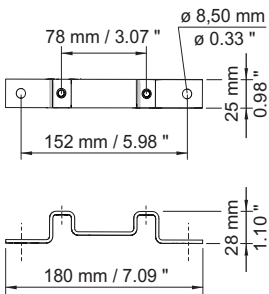
## Dimensional Drawings (All Dimensions in mm / inches) - Subject to Alterations



**FX15 Beacon**

**FX15 Beacon with 'L' bracket**

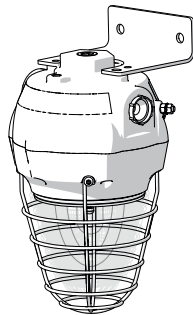
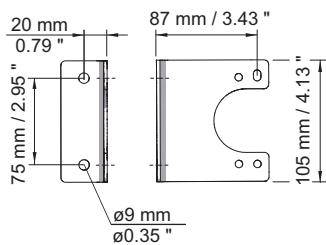
**FX15 Beacon with backstrap bracket**



15743E00

15763E00

**Backstrap bracket**



15742E00

15762E00

**L-shaped bracket**

We reserve the right to make alterations to the technical data, dimensions, weights, designs and products available without notice. The illustrations cannot be considered binding.

E5

**GRP Explosion Proof Visual Signal 5 Joule  
Series FX15**



Distributed by:  
Safety Systems Technology, Inc.  
23282 Mill Creek Drive  
Suite 215  
Laguna Hills, CA 92653 USA  
+1-949-583-1857 Phone  
[www.safetysys.com](http://www.safetysys.com)